


LED WALL PACK LIGHT



Application: Used as Outdoor Non-Cutoff and Semi-Cutoff Wall-Mounted Area Luminaires. For Site Lighting, Entrances, Security Lighting, Perimeters and more outdoor wall mount locations



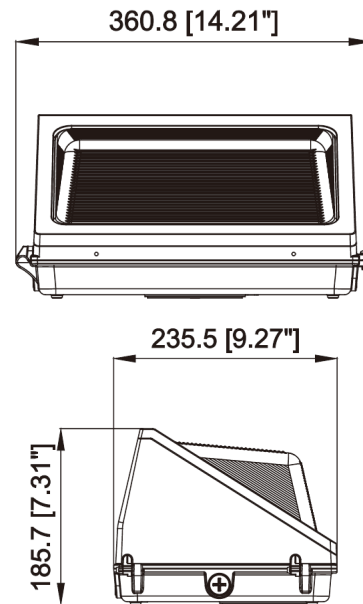
FEATURES

- Isolated, 0-10V dimmable driver
- Die-cast aluminum housing
- Lumen Maintenance over 70% @ 50,000+ Hours
- Efficient alternative to HID, these wall packs deliver bright uniform light while providing energy savings.
- cULus wet location rated and easy-to-access wiring compartment
- Impact resistant durable glass lens

SPECIFICATION

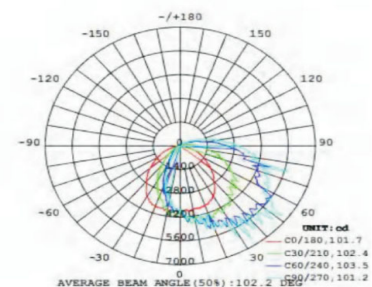
Model	TCL-WP-80/60/45W-H-3CCT	TCL-WP-120/100/80W-H-3CCT
Watt	80/60/45W	120/100/80W
Lumens	10400/7800/5850lm	15600/13000/10400lm
PF	>0.9	
Working Voltage	AC120-277V	
CCT	3500K/4000K/5000K Selectable	
Photocell	Pre-Installed	
Finish	Dark Bronze	
Efficiency	130LM/W	
CRI	Ra>80	
Operating Temperature	-40°F to 113°F	
Beam Angle	95°x105°	
Environment Location	IP65/ Wet Location	
PCS/PACK	1	
Package Dim	15.35"x11.42"x9.25" 390X290X235mm	
Package Weight	10.34LB/4.69KG	11.27LB/5.11KG

DIMENSION



PHOTOMETRIC REPORT

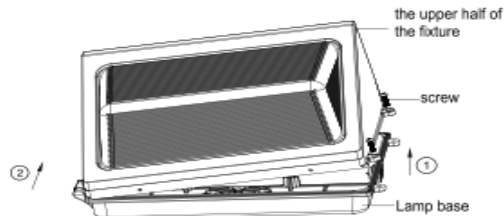
LUMINOUS INTENSITY DISTRIBUTION DIAGRAM



LED WALL PACK LIGHT

INSTALLATION INSTRUCTION

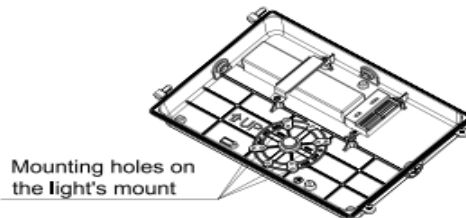
1. Use a screw driver to unscrew the lamp screws and remove the upper half of the fixture.



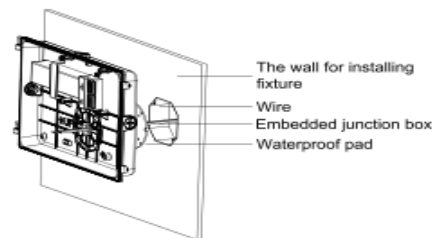
2. Unscrew the cover of the entry hole on the lamp base and remove the cover.



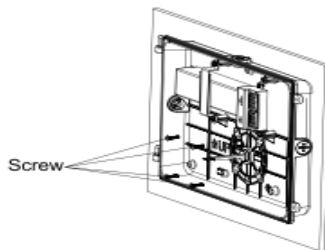
3. According to the embedded terminal box, punch the corresponding mounting hole on the light's mount.



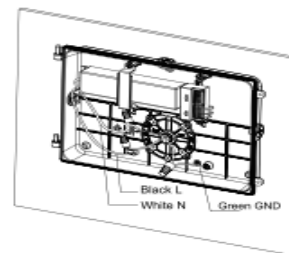
4. Put the input line in the embedded box passes through the waterproof pad and then passed through the lamp base.



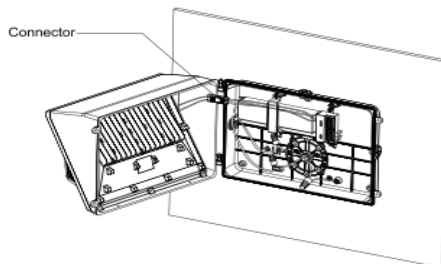
5. Use screw to lock the lamp base on the embedded junction box.



6. Connect the input wire and the dimming wire of the light, then put the connected wires into the embedded terminal box.



7. Connect the output wires of driver with the wires of PCB board.



8. Use screws to lock the fixture. Installation completed.

